

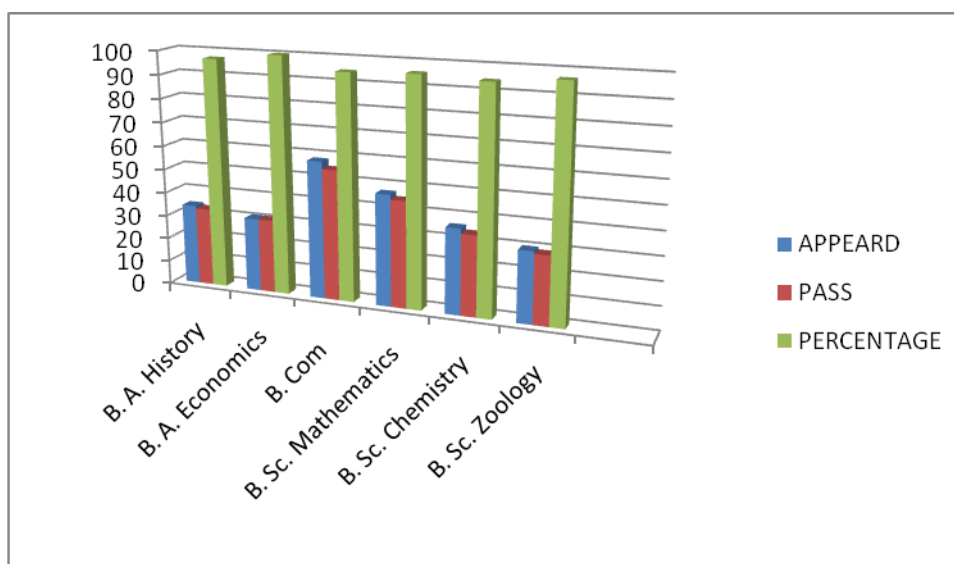
A.D.M. COLLEGE FOR WOMEN
 (Autonomous)
 Affiliated to Bharathidasan University
 (Nationally Accredited with "A" Grade by NAAC – 3rd Cycle)
NAGAPATTINAM 611 001.

CUMULATIVE PERCENTAGE OF RESULT
UG(2019 - 2022 BATCH), PG (2020 - 2022 BATCH) &
RESEARCH PROGRAMME - 2020 BATCH

UG (2019 - 2022 BATCH)

AIDED

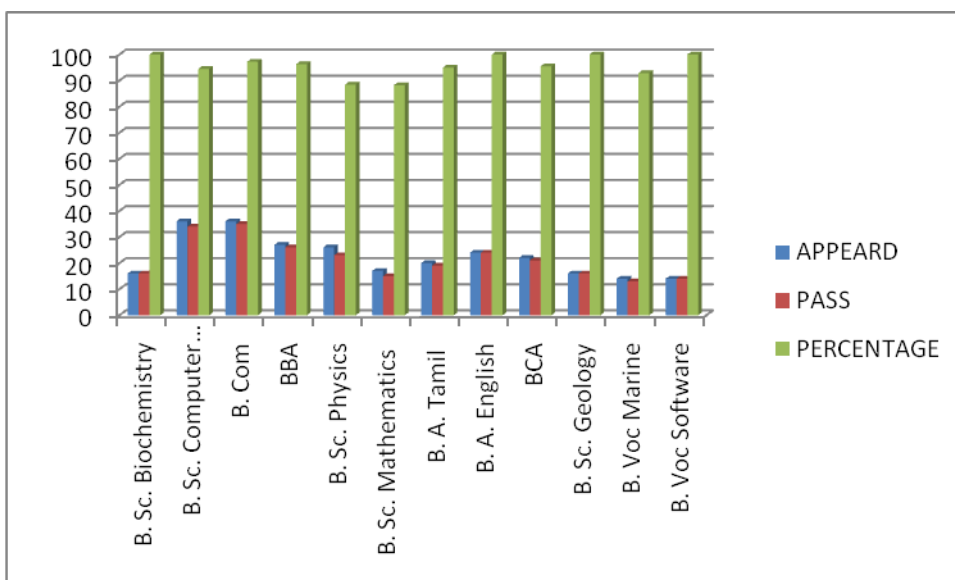
| MAJOR | APPEARD | PASS | AVERAGE |
|--------------------|------------|------------|--------------|
| B. A. History | 34 | 33 | 97.06 |
| B. A. Economics | 31 | 31 | 100.00 |
| B. Com | 58 | 55 | 94.83 |
| B. Sc. Mathematics | 47 | 45 | 95.74 |
| B. Sc. Chemistry | 36 | 34 | 94.44 |
| B. Sc. Zoology | 30 | 29 | 96.67 |
| Total | 235 | 227 | 96.19 |



Over all Percentage of UG aided - 96.19%

SELF FINANCING

| MAJOR | APPEARD | PASS | AVERAGE |
|-------------------------|------------|------------|--------------|
| B. Sc. Biochemistry | 16 | 16 | 100.00 |
| B. Sc. Computer Science | 36 | 34 | 94.44 |
| B. Com | 36 | 35 | 97.22 |
| BBA | 27 | 26 | 96.30 |
| B. Sc. Physics | 26 | 23 | 88.46 |
| B. Sc. Mathematics | 17 | 15 | 88.24 |
| B. A. Tamil | 20 | 19 | 95.00 |
| B. A. English | 24 | 24 | 100.00 |
| BCA | 22 | 21 | 95.45 |
| B. Sc. Geology | 16 | 16 | 100.00 |
| B. Voc Marine | 14 | 13 | 92.86 |
| B. Voc Software | 14 | 14 | 100.00 |
| Total | 268 | 256 | 95.52 |



Over all Percentage of UG SF - 95.52%

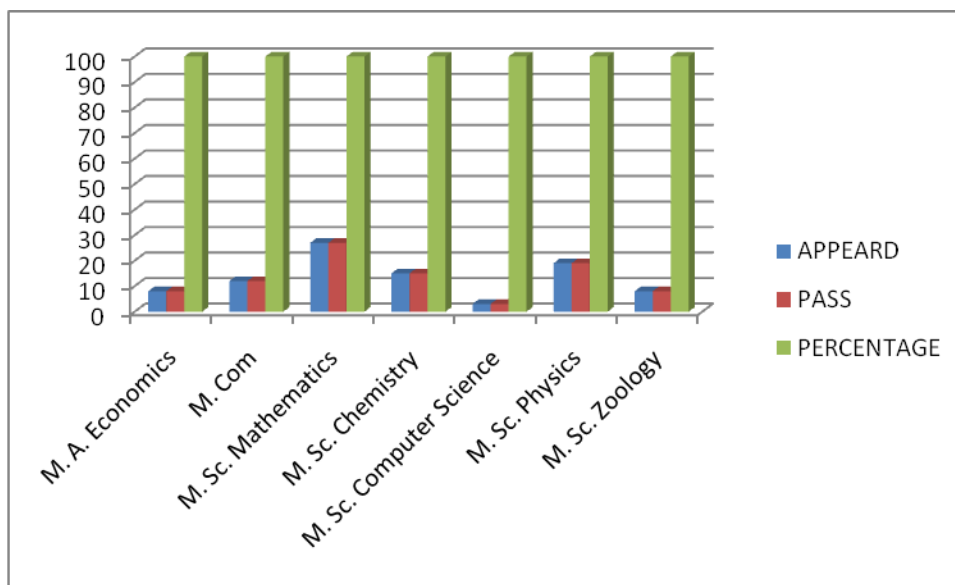
PG (2020 - 2022 BATCH)

AIDED

| MAJOR | APPEARD | PASS | AVERAGE |
|---------------------------|----------------|-------------|----------------|
| M. A. Economics | 8 | 8 | 100.00 |
| M. Com | 12 | 12 | 100.00 |
| M. Sc. Mathematics | 27 | 27 | 100.00 |
| Total | 47 | 47 | 100.00 |

SELF FINANCING

| MAJOR | APPEARD | PASS | AVERAGE |
|--------------------------------|----------------|-------------|----------------|
| M. Sc. Chemistry | 15 | 15 | 100.00 |
| M. Sc. Computer Science | 3 | 3 | 100.00 |
| M. Sc. Physics | 19 | 19 | 100.00 |
| M. Sc. Zoology | 8 | 8 | 100.00 |
| Total | 45 | 45 | 100.00 |




ABSTRACT

2019 Batch

| | Appeared | Pass | Fail |
|-----------------|-----------------|-------------|-------------|
| UG Aided | 235 | 227 | 8 |
| UG SF | 268 | 256 | 12 |
| | 503 | 483 | 20 |

2020 Batch

| | | | |
|-----------------|----|----|---|
| PG Aided | 47 | 47 | 0 |
| PG SF | 45 | 45 | 0 |
| Total | 92 | 92 | 0 |


CONTROLLER OF EXAMINATIONS

